

Khyber Pakhtunkhwa

Corona Virus Disease COVID-19 Daily Update

16 August 2021

1. Snapshot figures for the day¹

7076

Total Active Cases²

153134

Total Cases

509

New Cases Today

4679

Total Deaths

11

New Deaths Today

141379

Total Recovered

338

New Recoveries Today

2498468

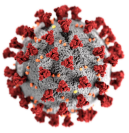
Total Tests

8009

New Tests Today

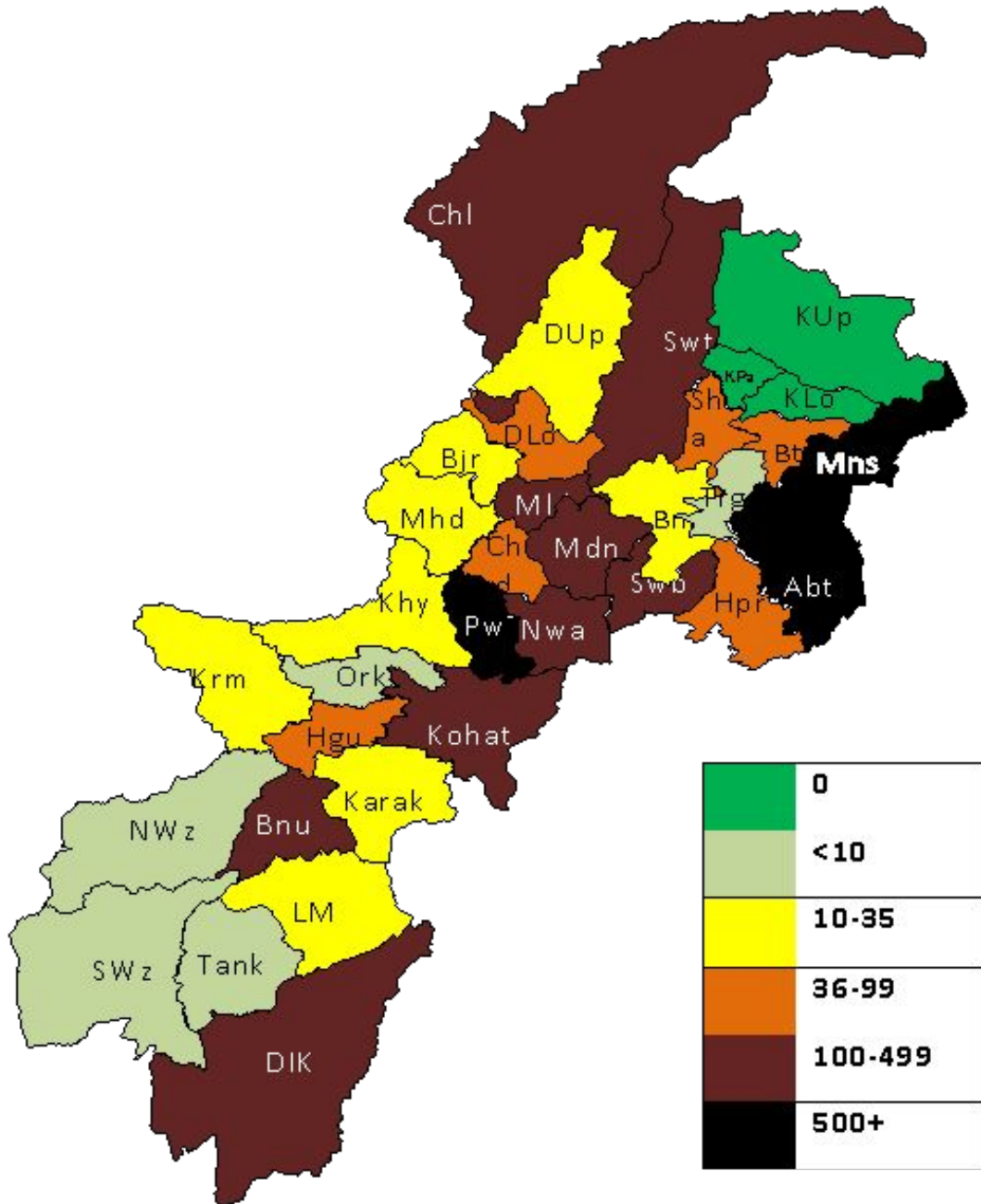
1. Figures up to 12 Midnight on the 15th August, 2021
2. Active cases = total cases till now – deaths – recoveries



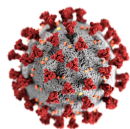


Khyber Pakhtunkhwa Corona Virus Disease COVID-19 Daily Update 16 August 2021

2. Provincial Heatmap



Map colored by active cases



| District |
|--------------|
| Total |

| Cases | |
|---------------|------------|
| Total | 24 hrs |
| 153134 | 509 |

| Deaths | |
|-------------|-----------|
| Total | 24 hrs |
| 4679 | 11 |

| Recoveries |
|---------------|
| 141379 |

| Active Cases |
|--------------|
| 7076 |

**Khyber
Pakhtunkhwa
Corona Virus
Disease COVID-19
Daily Update
16 August 2021**

Peshawar Division

| |
|--------------|
| PESHAWAR |
| CHARSADDA |
| NOWSHERA |
| KHYBER |
| MOHMAND |
| Total |

| | |
|--------------|------------|
| 56254 | 106 |
| 4025 | 2 |
| 6339 | 15 |
| 2305 | 2 |
| 1279 | 12 |
| 70202 | 137 |

| | |
|-------------|----------|
| 2264 | 9 |
| 61 | 0 |
| 110 | 0 |
| 12 | 0 |
| 2 | 0 |
| 2449 | 9 |

| |
|--------------|
| 51907 |
| 3909 |
| 5899 |
| 2264 |
| 1259 |
| 65238 |

| |
|-------------|
| 2083 |
| 55 |
| 330 |
| 29 |
| 18 |
| 2515 |

3. District data

Mardan Division

| |
|--------------|
| MARDAN |
| SWABI |
| Total |

| | |
|--------------|-----------|
| 9702 | 22 |
| 4485 | 1 |
| 14187 | 23 |

| | |
|------------|----------|
| 430 | 1 |
| 171 | 0 |
| 601 | 1 |

| |
|--------------|
| 8799 |
| 4082 |
| 12881 |

| |
|------------|
| 473 |
| 232 |
| 705 |

Malakand Division

| |
|---------------|
| SWAT |
| BUNER |
| DIR LOWER |
| DIR UPPER |
| SHANGLA |
| MALAKAND |
| CHITRAL LOWER |
| CHITRAL UPPER |
| BAJAUR |
| Total |

| | |
|--------------|-----------|
| 8794 | 23 |
| 1765 | 2 |
| 4361 | 1 |
| 2720 | 13 |
| 1383 | 2 |
| 5095 | 19 |
| 2262 | 5 |
| 1485 | 3 |
| 1990 | 7 |
| 29855 | 75 |

| | |
|------------|----------|
| 396 | 1 |
| 19 | 0 |
| 51 | 0 |
| 53 | 0 |
| 5 | 0 |
| 51 | 0 |
| 19 | 0 |
| 18 | 0 |
| 85 | 0 |
| 697 | 1 |

| |
|--------------|
| 8221 |
| 1722 |
| 4220 |
| 2635 |
| 1338 |
| 4838 |
| 2009 |
| 1329 |
| 1869 |
| 28181 |

| |
|------------|
| 177 |
| 24 |
| 90 |
| 32 |
| 40 |
| 206 |
| 234 |
| 138 |
| 36 |
| 977 |

Hazara Division

| |
|-----------------|
| MANSEHRA |
| ABBOTTABAD |
| HARI PUR |
| TOR GHAR |
| KOHI STAN UPPER |
| KOHI STAN LOWER |
| KOLAI PALLAS |
| BATTAGRAM |
| Total |

| | |
|--------------|------------|
| 4852 | 20 |
| 6979 | 77 |
| 5205 | 69 |
| 265 | 0 |
| 276 | 0 |
| 184 | 0 |
| 66 | 0 |
| 1085 | 10 |
| 18912 | 176 |

| | |
|------------|----------|
| 41 | 0 |
| 299 | 0 |
| 94 | 0 |
| 0 | 0 |
| 0 | 0 |
| 0 | 0 |
| 0 | 0 |
| 21 | 0 |
| 455 | 0 |

| |
|--------------|
| 4078 |
| 5775 |
| 5028 |
| 261 |
| 276 |
| 184 |
| 66 |
| 1027 |
| 16695 |

| |
|-------------|
| 733 |
| 905 |
| 83 |
| 4 |
| 0 |
| 0 |
| 0 |
| 37 |
| 1762 |

Kohat Division

| |
|--------------|
| KOHAT |
| HANGU |
| KARAK |
| KURRAM |
| ORAKZAI |
| Total |

| | |
|--------------|-----------|
| 5387 | 29 |
| 822 | 12 |
| 1561 | 21 |
| 1879 | 0 |
| 615 | 0 |
| 10264 | 62 |

| | |
|------------|----------|
| 175 | 0 |
| 18 | 0 |
| 29 | 0 |
| 14 | 0 |
| 3 | 0 |
| 239 | 0 |

| |
|-------------|
| 4716 |
| 717 |
| 1500 |
| 1831 |
| 608 |
| 9372 |

| |
|------------|
| 496 |
| 87 |
| 32 |
| 34 |
| 4 |
| 653 |

Bannu Division

| |
|-------------------|
| BANNU |
| LAKKI MARWAT |
| NORTH WAZIRI STAN |
| Total |

| | |
|-------------|----------|
| 2520 | 0 |
| 852 | 1 |
| 317 | 0 |
| 3689 | 1 |

| | |
|------------|----------|
| 103 | 0 |
| 1 | 0 |
| 1 | 0 |
| 105 | 0 |

| |
|-------------|
| 2291 |
| 836 |
| 311 |
| 3438 |

| |
|------------|
| 126 |
| 15 |
| 5 |
| 146 |

Dera Ismail Khan Division

| |
|-------------------|
| DERA ISMAIL KHAN |
| TANK |
| SOUTH WAZIRI STAN |
| Total |

| | |
|-------------|-----------|
| 2988 | 34 |
| 362 | 1 |
| 523 | 0 |
| 3873 | 35 |

| | |
|------------|----------|
| 128 | 0 |
| 1 | 0 |
| 3 | 0 |
| 132 | 0 |

| |
|-------------|
| 2555 |
| 356 |
| 512 |
| 3423 |

| |
|------------|
| 305 |
| 5 |
| 8 |
| 318 |

Quarantine/Travellers

| |
|--------------|
| Total |
|--------------|

| | |
|-------------|----------|
| 2152 | 0 |
|-------------|----------|

| | |
|----------|----------|
| 1 | 0 |
|----------|----------|

| |
|-------------|
| 2151 |
|-------------|

| |
|----------|
| 0 |
|----------|

